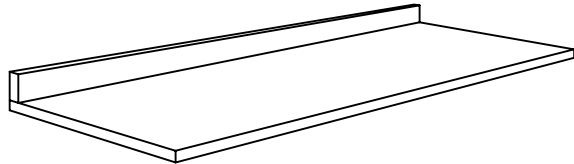


SEBASTIAN CASEWORK

SEBASTIAN STANDARD LINE OF CASEWORK

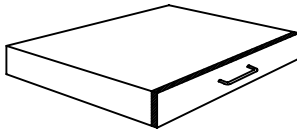
(SEE SEPARATE SEBASTIAN CASEWORK CATALOG FOR DETAILS)

CASEWORK ACCESSORIES

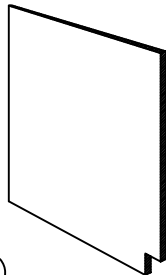


SFT – COUNTER TOP
(WITH 4" BACKSPLASH AND
OPENING FOR VIEW-LIGHT)
(See CW cat Pgs B-1 & B-7)

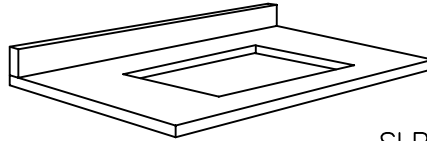
SCT – COUNTER TOP
(WITH 4" BACKSPLASH)
(See CW Cat Pg B-1)



SAD – APRON DRAWER
(SSL – WITH LIGHT-TIGHT LID)
(See CW Cat Pg B-2)



SLP – LEG PANEL
(COUNTER TOP SUPPORT)
(See CW Cat Pg B-3)



SLB – LIGHT BAFFLE
(See CW Cat Pg C-6)

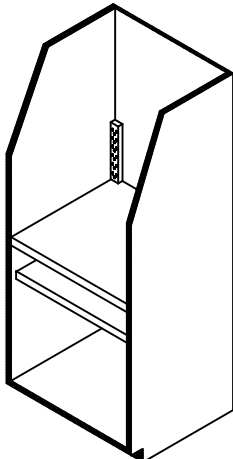


SUS – UTILITY SHELF
(See CW Cat Pg B-4)

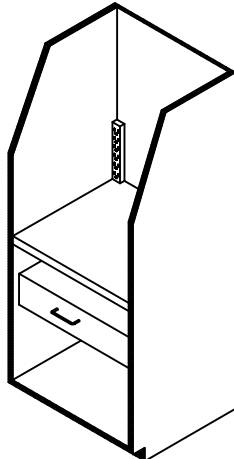
ENLARGER BOOTHS

ENLARGER BOOTHS ARE USED ALONE OR "IN-LINE."

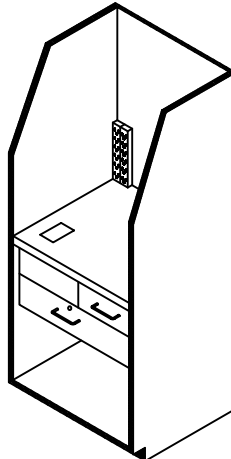
(See SEBASTIAN CASEWORK CATALOG for an overview on Page C-20)
EACH MODEL IS SUPPLIED WITH A PLUG STRIP WITH SWITCH



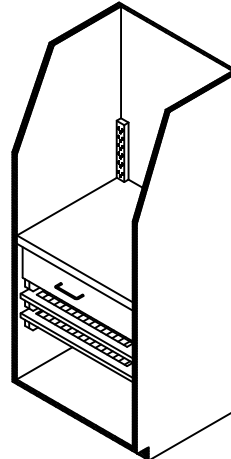
SEB2 – BOOTH
(WITH 2 SHELVES)
(See CW Cat Pg C-21)



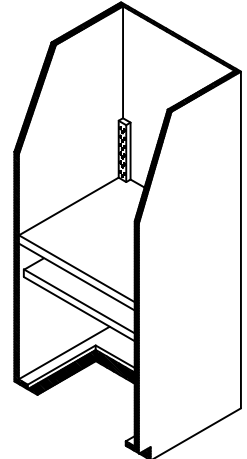
SEB4 – BOOTH
(WITH DRAWER
AND SHELF)
(See CW Cat Pg C-23)



SVEB – BOOTH
(WITH VIEW LIGHT,
DRAWERS & SHELF)
(See CW Cat Pg C-11)



SEB8 – BOOTH
(WITH DRAWER AND
2 DRYING SCREENS)
(See CW Cat Pg C-27)



SEB9H – BOOTH
(WITH SHELF AND
ADA COMPLIANT)
(See CW Cat Pg C-28)



SEBASTIAN DARKROOM PRODUCTS™ DIVISION OF CALIFORNIA STAINLESS MFG.

Unique, Innovative & Engineered to Work
TOLL FREE (888) 712-7035 FAX (805) 484-1030

calstainless@aol.com

www.sebastiandarkroomprod.com